

小本子说明书 尺寸: 70 x 90mm



VCM3 PRO

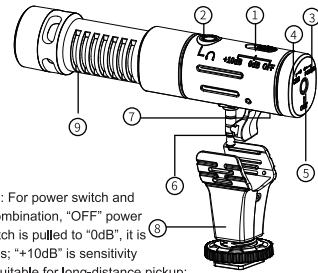
Condenser Video Microphone for DSLR & Smartphone

Welcome to use the VCM3 PRO Photo Recording Microphone. This product is designed for the professional occasions such camera shooting, mobile photography, and interviews, etc. It can be used to adapt to common mid-to high-end cameras, SLR cameras and mobile phones, and can be installed conveniently and quickly. Built-in professional high-performance super-cardioid pickup microphone with long pickup distance, wide frequency response, and high-definition sound resolution.

Highlights

- Output to both DSLR camera and smartphone
- Plug and play with 3.5mm TRRS connector
- Adopting NCR noise reduction pick up technology, superior noise floor suppression characteristic
- Headphone jack for real-time monitoring
- +10 dB audio gain switch
- Built-in lithium rechargeable battery
- With low power indication
- Lightweight all-metal construction
- Includes TRS & TRRS & Micro USB charging cables, foam windshield and furry windscreen

Functional Operation



- 1 Combination switch: For power switch and sensitivity switch combination, "OFF" power is off; when the switch is pulled to "0dB", it is normal pickup status; "+10dB" is sensitivity enhanced pickup, suitable for long-distance pickup;

- 2 Earphone monitor hole, which can monitor the pickup effect of the microphone in real time;
 3 Power indicator : When the power is on the blue , it indicates that the microphone has entered the pickup status. When the LED is on red, it indicates that the battery is low and the battery needs to be charged in time. (Notes: When the low battery is displayed, the battery can still work normally for about 1 hour)
 4 Charging indicator light, this light is red when charging; when the battery is fully charged, the red light is off;
 5 Microphone output hole, through the conversion line, it can be connected to camera, mobile phone and other recording equipment;
 6 Mobile phone input special plug
 7 Micro USB charging port: insert one end of the Micro USB cable into this hole, and insert the other end into the DC 5V \pm 2000mAh USB adapter or computer USB port to charge the microphone;
 8 Microphone base
 9 Microphone body

Instructions for use

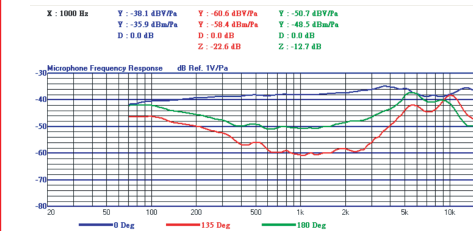
1. Installation method:
 - A. Mobile phone: Split the microphone and hot shoe, and insert the 3.5 plug of the microphone directly into the 3.5 jack of the mobile phone.
 - B. Camera: When the microphone is mounted to an video camera or SLR camera, mount the shoe connector into the device's shoe's shoe holder and turn the shoe connector to rotate it clockwise to secure it.
2. Plug the end of the microphone with the standard cable into the microphone, and insert one end into the MIC (microphone) port of the recording device to turn on the microphone power switch. At this time, the microphone enters the working status.
3. This microphone can be used on different occasions with +10dB enhancement.

Technical Parameters

Type: Condenser Microphone
 Polar pattern: Omnidirectional
 Frequency response: 50Hz-20kHz
 Sensitivity enhancement: +10dB \pm 2dB
 Sensitivity: -38dB \pm 3dB (0dB = 1V / Pa at 1kHz)
 Equivalent noise level: 24 dB A
 Maximum sound pressure level: 130dB (THD \leq 1.5% at 1kHz)
 Output impedance: 2000 Ω \pm 30% (at 1kHz)
 Channel: mono
 Operating voltage: Built-in 3.7V/100MAH lithium battery Power consumption \leq 5mA (typical)

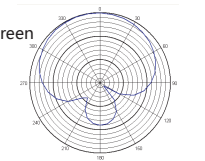
Battery life: The battery is fully charged for 15-20 hours of continuous use.
 This product complies with the European Union Electromagnetic Compatibility 2004/108/EC standard
 And the FCC Part15 standard.

Frequency Response, Heart Pattern



Packing List

- 1x Microphone
- 1x Foam windscreen & Furry windscreen
- 1x 3.5 TRS output cable
- 1x 3.5 TRRS output cable
- 1x Micro USB charging cable
- 1x Manual



Heart pattern

Shenzhen Shenyao Technology Co., Ltd
 CKMOVA is a trademark of Shenzhen Shenyao Technology Co., Ltd
 Add: F3 Second Floor Tianjing Building, Tianan Digital City,
 Shatou Street, Futian District, Shenzhen, Guangdong Province, China
 Email: sales@ckmova.com
 Web: www.ckmova.com

英文